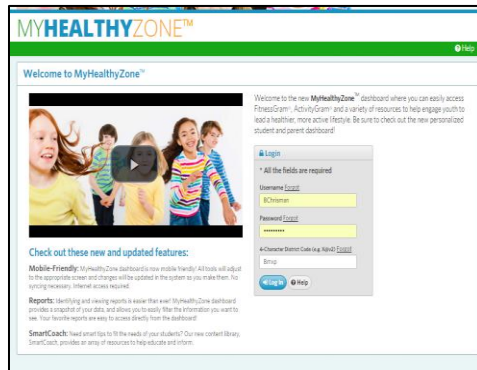


New Hosted Customer Logging into FitnessGram

Step 1: Login to <https://myhealthyzone.fitnessgram.net/>

- FitnessGram Coordinators will receive an email from the FitnessGram Help Desk upon activation about how to set up their FitnessGram software and communicate with users within their organization.
- You will be provided with your Username and the 4-Character FitnessGram District Code in the email referenced above however, you will need to create a password to login. See Step 2 below.

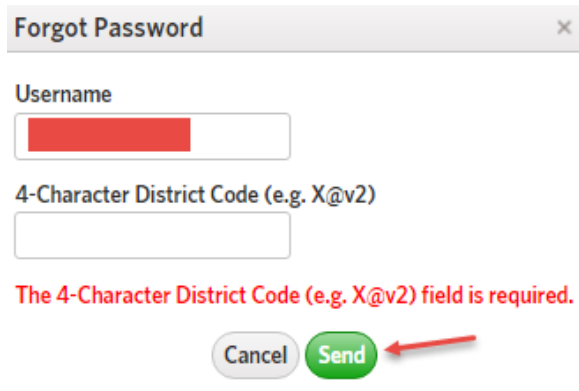


Step 2: Create your password

1. Click the Forgot link next to Password

A close-up screenshot of the login form. The form is titled 'Login' and includes a note that '* All the fields are required'. There are three input fields: 'Username', 'Password', and '4-Character District Code (e.g. X@v2)'. Each field has a 'Forgot' link next to it. A red arrow points to the 'Forgot' link next to the Password field. At the bottom of the form, there are two buttons: 'Log In' and 'Help'.

2. Enter your Username and 4-Character District Code and click Send



Forgot Password

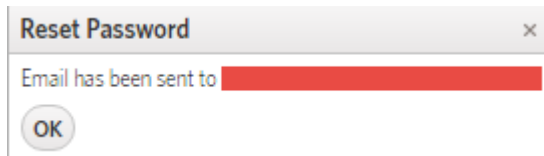
Username

4-Character District Code (e.g. X@v2)

The 4-Character District Code (e.g. X@v2) field is required.

Cancel Send

3. The system will send a link to reset your password to the email address on file in FitnessGram 2015. You will receive a notice like the one below when it has been emailed.



Reset Password

Email has been sent to

OK

Step 3: Create accounts for the teachers who will be using the system. You can refer to the District User Guide in the Help section for additional information. Section 10 illustrates in detail how you can create new school administrators and teachers.



Step 4: Notify Your Teachers. Please notify your teachers and other users that the site is ready for them to begin logging in. You will need to give them their new usernames and the 4-character District Code for your district.

Step 5: For assistance please contact the FitnessGram Help Desk.

Email: Support@FitnessGram.net

Phone: 1-800-416-5139